


Front View



Optional Front MGR Connection

Optional Front FP Connection


Rear View





Optional Front FP Connection

Optional Front MGR Connection

Rear View




Front View



Drawn N.W. Des. Appd. Micron	Checked S.W	Date 18/01/2022	Tolerances Unless Stated	Outputs Via: Yamaichi 64 way 4 row Connector NFP-64A	
			x.xx = ± 0.1 mm	Mating connector: Yamaichi NFS Series	
			x.xxx = ± 0.01 mm	Testing Mating Connector: Yamaichi NFS Series	
			Angular ± 0.25°	Substrate Number: A-4149	Potted Wire Bonds: No
			Material Thickness ± 10%	Substrate Material: 2.4 mm thick FR4 PCB material	
			Connector Orientation: To exit the front side of PCB		

Title.
**S5 (DS) 9P/7P
3D Assembly.
Front and Rear View.**



MICRON SEMICONDUCTOR LIMITED

THIS DOCUMENT IS THE PROPERTY OF
MICRON SEMICONDUCTOR LTD AND IS
COMMERCIAL IN CONFIDENCE

graphics@micronsemiconductor.co.uk

Scale N/A	Dims In. mm	Drg No A-5518
-----------	-------------	---------------