

Front Side Data

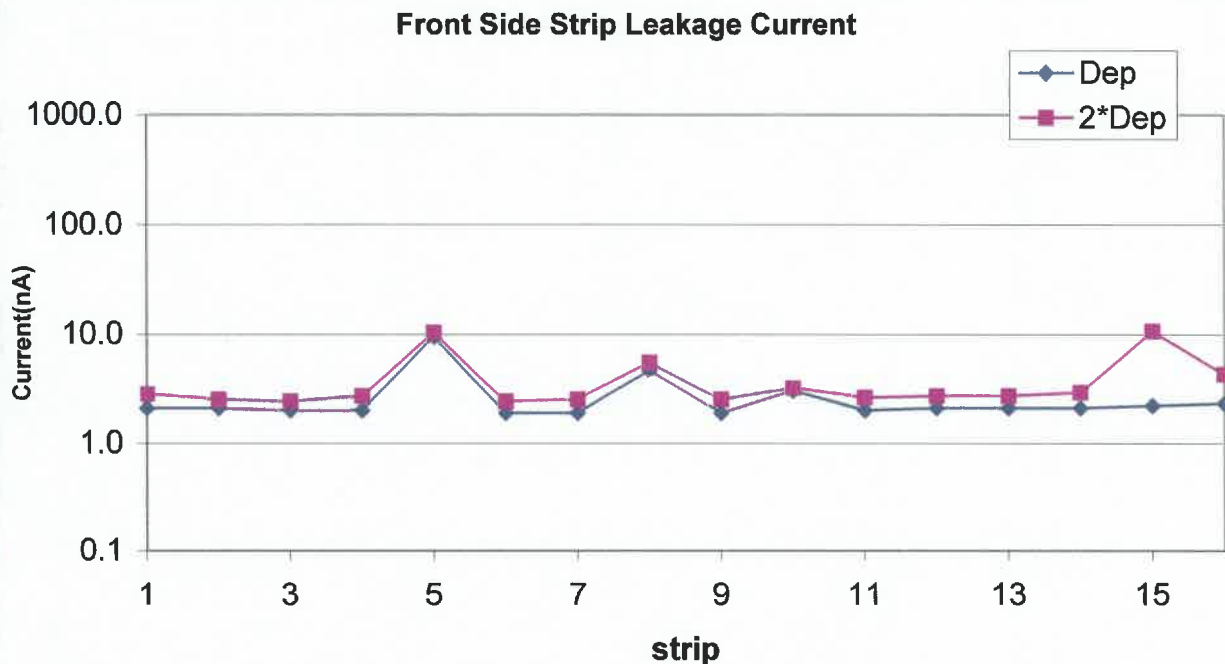
Wafer No.: **2887-4**

Thickness: **65** μm

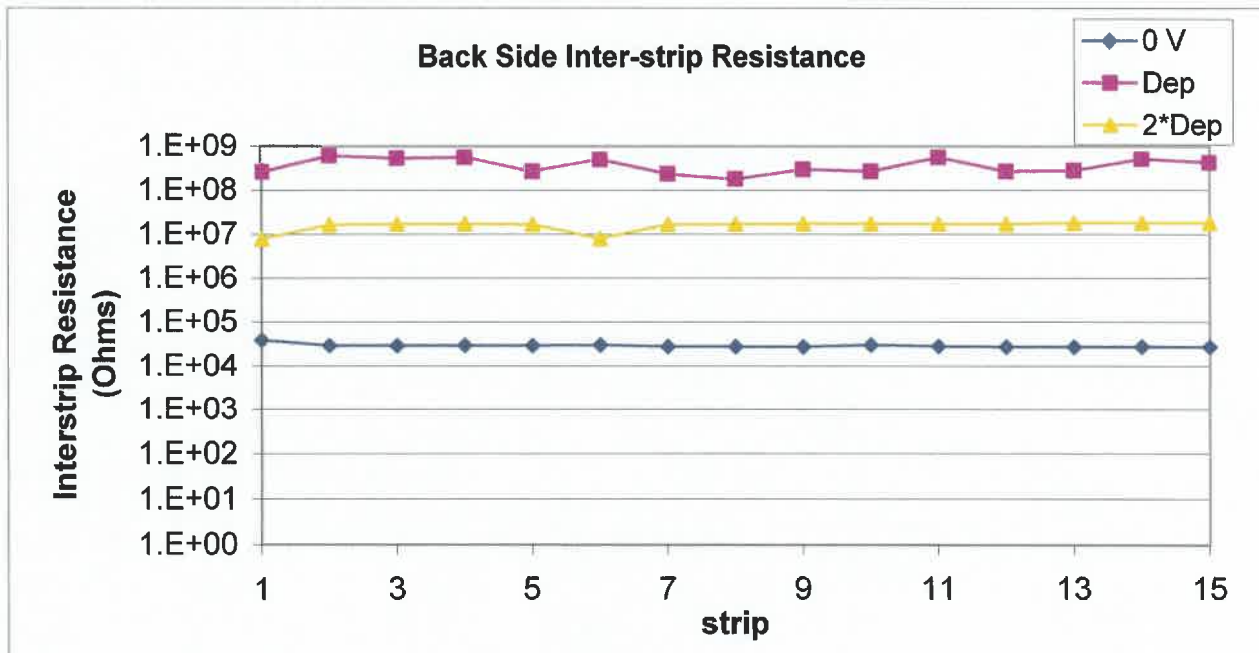
Depletion: **10** Volts

Back Side Data

Strip	Current (nA)	
	DEP	2*Dep
1	2.10	2.80
2	2.10	2.50
3	2.00	2.40
4	2.00	2.70
5	9.50	10.40
6	1.90	2.40
7	1.90	2.50
8	4.70	5.50
9	1.90	2.50
10	3.00	3.20
11	2.00	2.60
12	2.10	2.70
13	2.10	2.70
14	2.10	2.90
15	2.20	10.70
16	2.30	4.30
total	43.90	62.80



Strip	Back Resistance (Ω)		
	0V	DEP	2*Dep
1	3.9E+04	2.6E+08	8.0E+06
2	2.9E+04	6.1E+08	1.7E+07
3	2.9E+04	5.3E+08	1.7E+07
4	3.0E+04	5.6E+08	1.7E+07
5	3.0E+04	2.7E+08	1.7E+07
6	3.0E+04	5.0E+08	8.1E+06
7	2.8E+04	2.3E+08	1.7E+07
8	2.8E+04	1.8E+08	1.7E+07
9	2.7E+04	3.0E+08	1.7E+07
10	3.0E+04	2.7E+08	1.8E+07
11	2.8E+04	5.6E+08	1.7E+07
12	2.8E+04	2.7E+08	1.7E+07
13	2.7E+04	2.8E+08	1.8E+07
14	2.8E+04	5.1E+08	1.8E+07
15	2.8E+04	4.3E+08	1.8E+07



AARHUS UNIVERSITET
113490
 AU.Reg.Nr.

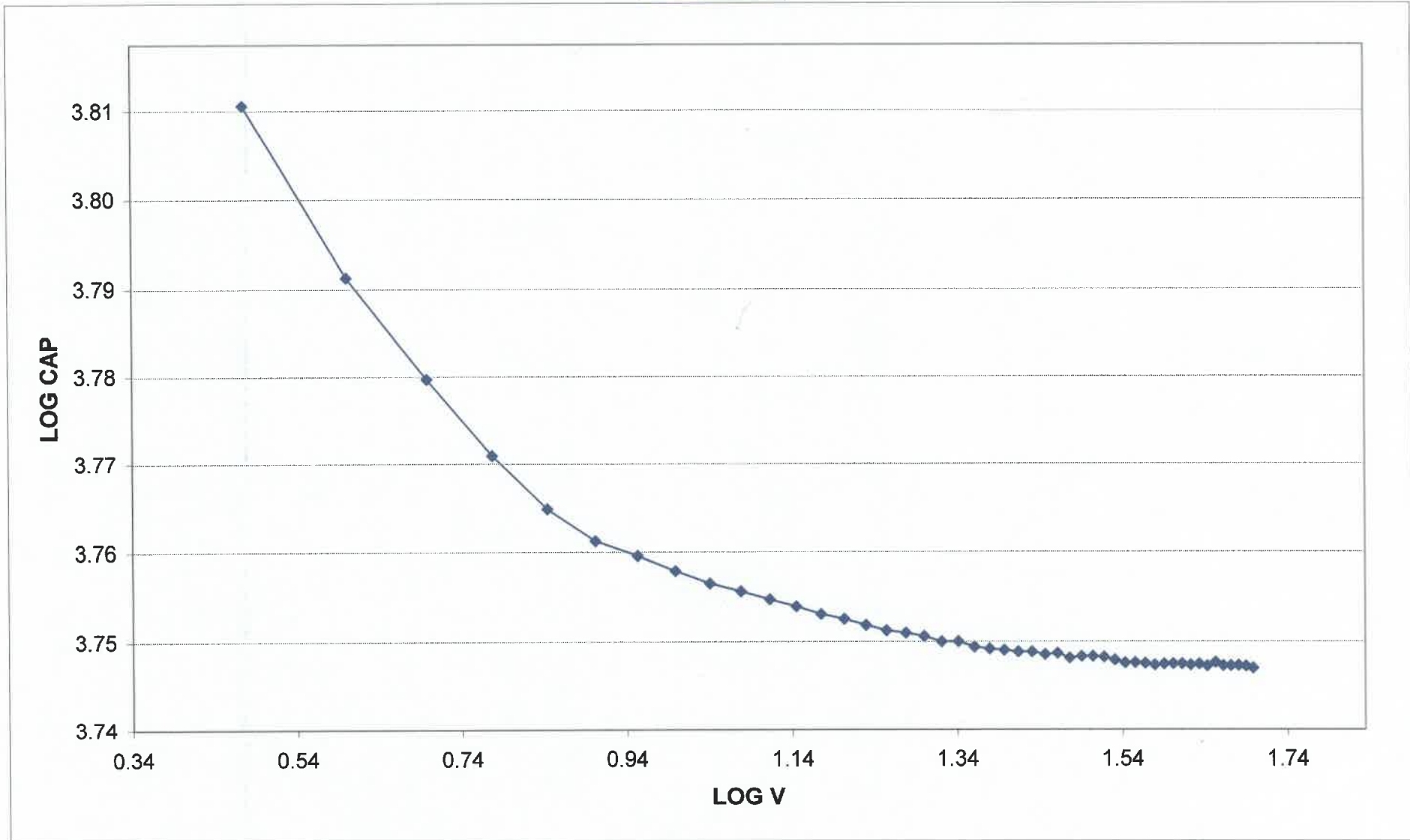
Depletion Plot

W1-60

Wafer No.: **2887-4**

Thickness: **65** um

Depletion: **10** Volts



Resolution Plot

DESIGN W1 (D/S) TYPE 90

Wafer No.: **2887-4**

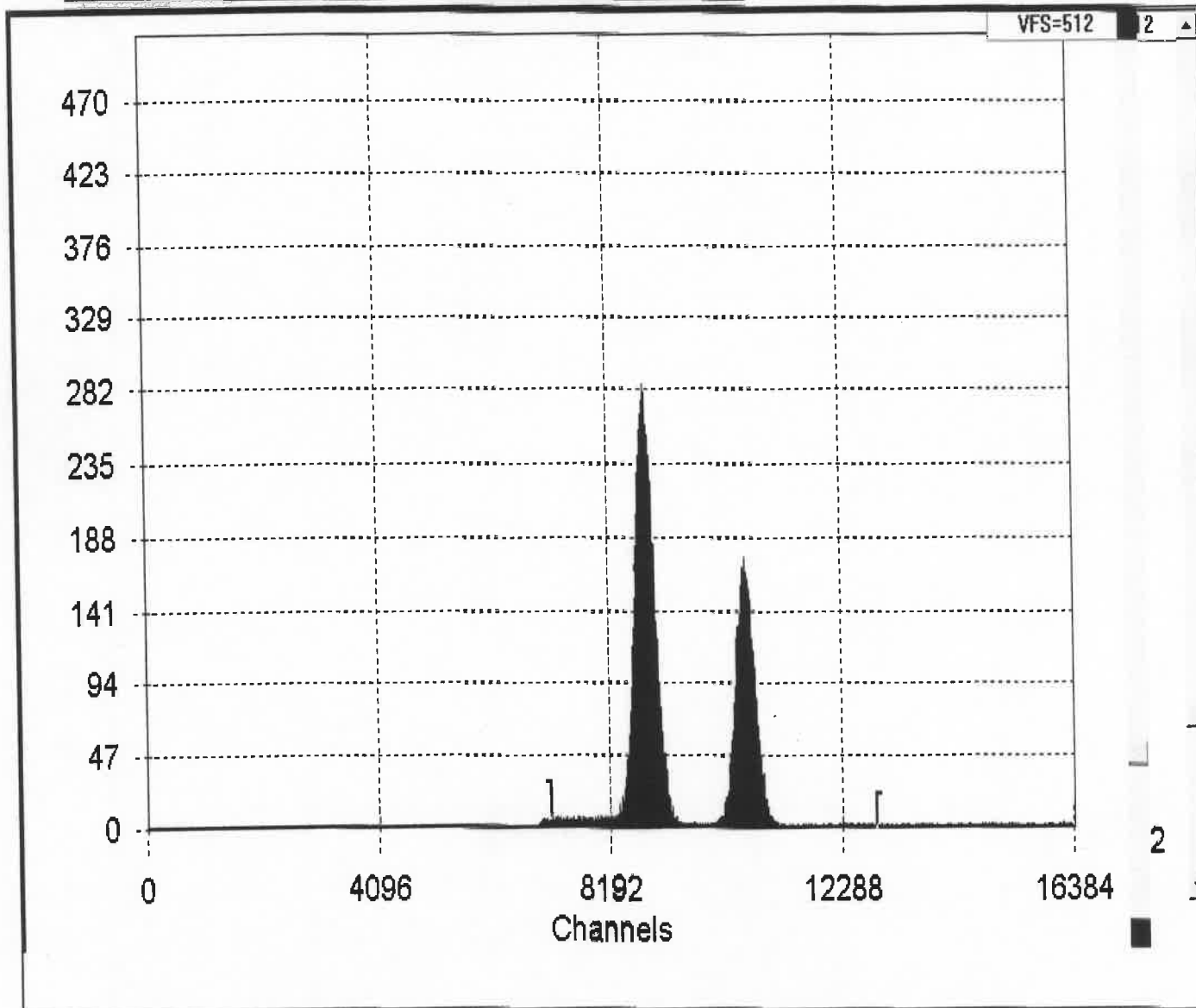
Thickness: **65** um

JUNCTION

DET LINE: **176** KeV
SYSTEM: **144** KeV
CAL: **101** KeV

OHMIC

DET LINE: **178** KeV
SYSTEM: **144** KeV
CALC: **104** KeV



Source
Am 241

Rise Time
1

Flat Top
0

BIAS VOLTS= **20** V

Leakage **30** nA